

Poverty Traps and Resilience: Social Indicators among Urban Poor in Sonipat Slums

Richa¹, Dr. Sunita Yadav²

¹Research Scholar of Geography, Baba Mastnath University, Asthal Bohar-124021, Rohtak, Haryana, India

²Professor of Geography, Baba Mastnath University, Asthal Bohar-124021, Rohtak, Haryana, India

ABSTRACT

Slums within urban areas exhibit distinct socio-cultural and economic characteristics which, although influenced by the broader urban milieu, remain significantly removed from mainstream urban life. This paper examines the social and economic conditions of slum dwellers in Sonipat City, Haryana, using primary survey data collected from 500 respondents. The findings reveal pronounced disparities, including a high proportion of Scheduled Caste households (46.6%), the predominance of joint family structures (75.2%), low monthly incomes (with most households earning below ₹9,000), and a heavy dependence on unskilled labour (65.4%). The study also highlights critical social issues such as early marriage, restricted educational opportunities, entrenched patriarchal norms, widespread domestic violence (reported by 80 percent of respondents), and irregular employment patterns. Despite facing acute poverty and inadequate urban infrastructure, slum residents display notable resilience through strong community bonds and aspirations for upward mobility, particularly in seeking stable professions such as teaching for their children. The study emphasizes the urgent need for targeted policy interventions focusing on skill development, affordable housing, educational access, and gender empowerment to disrupt entrenched cycles of deprivation and facilitate the meaningful integration of slum communities into the urban mainstream.

Keywords: Slums, poverty, amenities, sanitation, Sonipat, etc.

INTRODUCTION

Slums in urban areas exhibit distinct socio-cultural and economic characteristics that, while influenced by the broader urban culture, differ significantly from it (UN-Habitat, 2003). This divergence arises primarily from issues such as poverty, unemployment, and varying levels of education among slum residents compared to their counterparts in more affluent urban neighbourhoods (World Bank, 2020). While urban areas may boast improved educational institutions, healthcare facilities, and essential services—such as reliable water supply, electricity, proper sewage systems, sanitation, and hygiene—slums often lack these fundamental amenities, resulting in stark contrasts (UN-Habitat, 2016). Residents of slums frequently endure unhealthy living conditions due to inadequate infrastructure. The absence of underground sewage systems, open disposal of waste, overcrowded and poorly organised housing, and pervasive environmental pollution are common challenges they face (Census of India, 2011).

Despite the global presence of slums in many urban landscapes, there is a pressing need for comprehensive planning and policy initiatives focused on upgrading these areas (UN-Habitat, 2020). Such efforts are essential to ensure that individuals residing in slums can access the basic standards of living that everyone deserves.

Ineffective urban planning typically leads to a scarcity of affordable housing and a lack of crucial amenities, which not only tarnishes the reputation of cities but also severely hampers the daily lives of their residents (Kundu, 2011). The increasing migration of individuals seeking employment and better livelihoods further exacerbates the challenges faced by local authorities tasked with providing essential services. As people move from rural to urban areas in hope of more opportunities, the failure to offer affordable housing options forces many into slums, perpetuating a cycle of poverty and inadequate living conditions (Bhagat, 2017).

To address these challenges, a multidimensional approach is necessary—one that not only provides immediate relief through housing and services but also considers long-term solutions incorporating economic development, education, and health improvement initiatives (World Bank, 2020). By investing in slum revitalisation and creating sustainable urban environments, cities can move towards ensuring that all residents, regardless of socio-economic status, have the opportunity to lead healthy and dignified lives (UN-Habitat, 2020).

By analysing aspects such as caste background, family dynamics, education levels, and livelihoods, deeper insights can be gained into the lives of those residing in these underserved communities (Desai & Dubey, 2012). Through this examination, this paper highlights the extensive challenges faced by slum dwellers and the systemic issues that perpetuate their plight. The paper focuses on the analysis of primary data collected through fieldwork from 500 respondents in selected slum areas of Sonipat city.

FAMILY BACKGROUND

Understanding the family background of the slum population is important. Caste has traditionally been one of the most important determinants of social status in India since ancient times. Table 1 below presents the number and percentage of slum dwellers belonging to the Scheduled Caste and Backward Caste categories in the selected slums of Sonipat City.

Table 1: Various Characteristics of Respondents

Variable	Category	Number of Respondents	Percentage
Caste Category	General*	88	17.6
	Other Backward Caste**	179	35.8
	Scheduled Caste***	233	46.6
Family Type	Nuclear Family	124	24.8
	Joint Family	376	75.2
Number of Family Members	1-4	137	27.4
	5-6	280	56.0
	7-8	66	13.2
	More than 8	17	3.4
	Total	500	100

Source: Prepared by research scholar, based on Primary Survey, 2025

It can be observed from Table 1 that a significant proportion of the respondents, nearly 47 percent, belong to the *Scheduled Caste* category. This clearly indicates that slum settlements in Sonipat City are predominantly inhabited by socially and economically disadvantaged communities. The *Other Backward Castes* constitute about 36 percent of the total respondents, further reinforcing the trend that the majority of slum dwellers come from lower and backward social strata. The *General caste* category, forming only 18 percent of the total respondents, consisted mainly of Jats from nearby villages who have settled in these areas due to their proximity to their native places. A small cluster of families belonging to the 'Gadde Lohar' community was also found in Ram Nagar, who have permanently settled in this locality. In urban areas, nuclear families are increasingly common due to individualistic aspirations, occupational mobility, and the shift from agriculture-based livelihoods to industrial and service-sector employment. Changing social values and the pursuit of personal advancement often led to smaller, independent family units.

The data reveal that approximately 75 percent of the respondents live in joint family arrangements, whereas about 25 percent reside in nuclear families. This clearly indicates the dominance of the traditional family system within the slum communities of Sonipat City. The tendency for multiple generations to cohabit within a single household is largely a consequence of economic necessity rather than a preference, as pooling resources helps families manage daily expenses and cope with housing limitations. More than half of the respondents (56 percent) live in households consisting of five to six members, reflecting the prevalence of moderately large families within the slum areas of Sonipat City. About 27 percent of respondents reported having small families with one to four members, while 13 percent reported having households with seven to eight members. Only a small proportion (3 percent) of respondents reported having more than eight members in their families.

INCOME AND EXPENDITURE

The economic condition of people residing in slum areas of Sonipat City remains extremely poor and vulnerable. Most of the residents are engaged in low-paid, unskilled occupations such as daily wage labor, street vending, plumbing, domestic work, cooking, sweeping, and other forms of casual employment. Due to the unorganized and irregular nature of these jobs, their income levels remain insufficient to meet even basic needs, forcing them to live under difficult and insecure circumstances. Migration to urban areas is often driven by the hope of better livelihood opportunities and access to improved facilities. However, once settled in the city, these migrants realize that urban amenities come at a cost—and without adequate income, they are unable to enjoy the benefits of urban life. Their existence in the city often mirrors rural poverty, as they struggle to afford housing, healthcare, and education.

For many slum dwellers, urban life offers little more than a change in setting rather than an improvement in living standards. Their participation in the city's economic system is limited to low-wage labor, while their access to urban

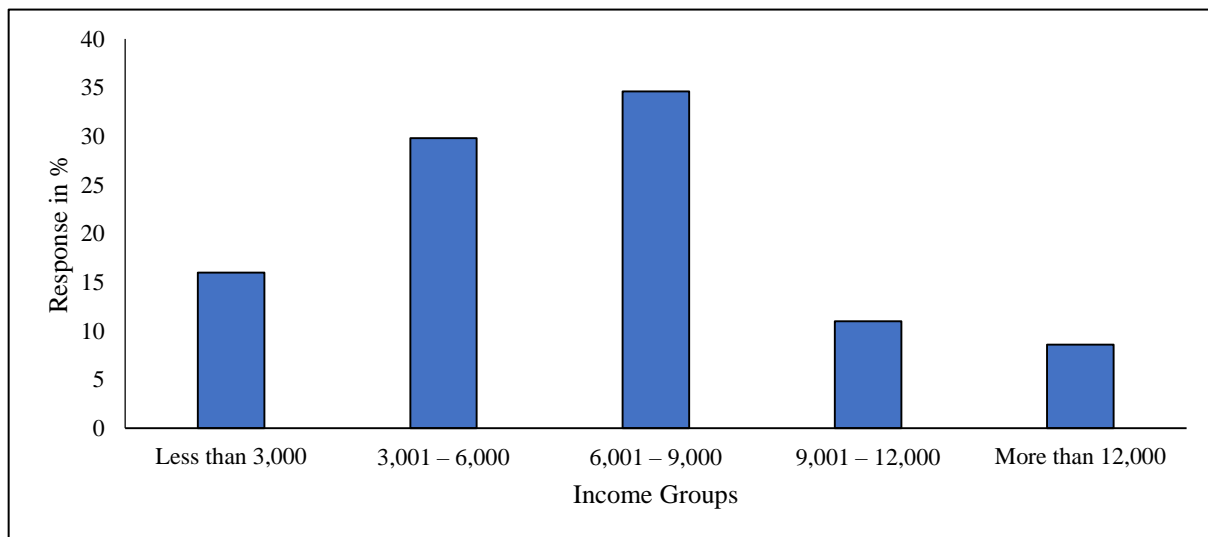
services remains restricted. As a result, poverty continues to be the most severe challenge faced by the urban poor in Sonipat.

The following table (Table 3.4) presents the monthly income distribution of the respondents residing in the slum areas of Sonipat City.

Table 2: Income-wise Distribution of Slum Households

Monthly Income (in ₹)	Number of Respondents	Percentage
Less than 3,000	80	16
3,001 – 6,000	149	29.8
6,001 – 9,000	173	34.6
9,001 – 12,000	55	11
More than 12,000	43	8.6
Total	500	100

Source: Prepared by research scholar, based on Primary Survey, 2025



Source: Based on table 2

Figure 1: Income-wise Distribution of Slum Households

The data presented in Table 2 illustrate the monthly income distribution of respondents residing in the slum areas of Sonipat City. It is observed that about 16 percent of the respondents reported a monthly income of less than ₹3,000, while nearly 30 percent earned up to ₹6,000 per month. The largest proportion—approximately 35 percent—had a monthly income ranging between ₹6,001 and ₹9,000. Around 11 percent of respondents earned between ₹9,001 and ₹12,000, and only 9 percent reported earnings above ₹12,000 per month.

Findings from the primary survey further revealed that a majority of respondents earn their livelihood through daily wage labor and other informal sector activities. The nature of such work is often irregular and poorly paid, resulting in persistent economic hardship. Many households struggle to meet even basic needs such as food, healthcare, and education for their children. Despite variations in income and occupation, it was observed that the residents of slum areas in Sonipat City shared similar economic hardships, which resulted in a largely uniform lifestyle across households. Poverty, limited access to education, and inadequate living conditions were common to most respondents. However, one of the most striking findings from the field survey was the strong sense of mutual support and community cooperation among slum dwellers. An illustrative example noted during the survey involved a man working as a mason’s assistant at his own house. When a neighbor requested some adhesive paste used for joining water pipes, he readily shared the material. Although his wife expressed concern about the cost and the possibility of running out of supplies, he reassured her, saying that such acts of sharing were part of daily life in their community and that they would manage somehow.

This incident reflects the collective resilience and informal solidarity that often characterize slum communities, where mutual aid substitutes for financial security. Many respondents also reported that they were unable to pursue higher

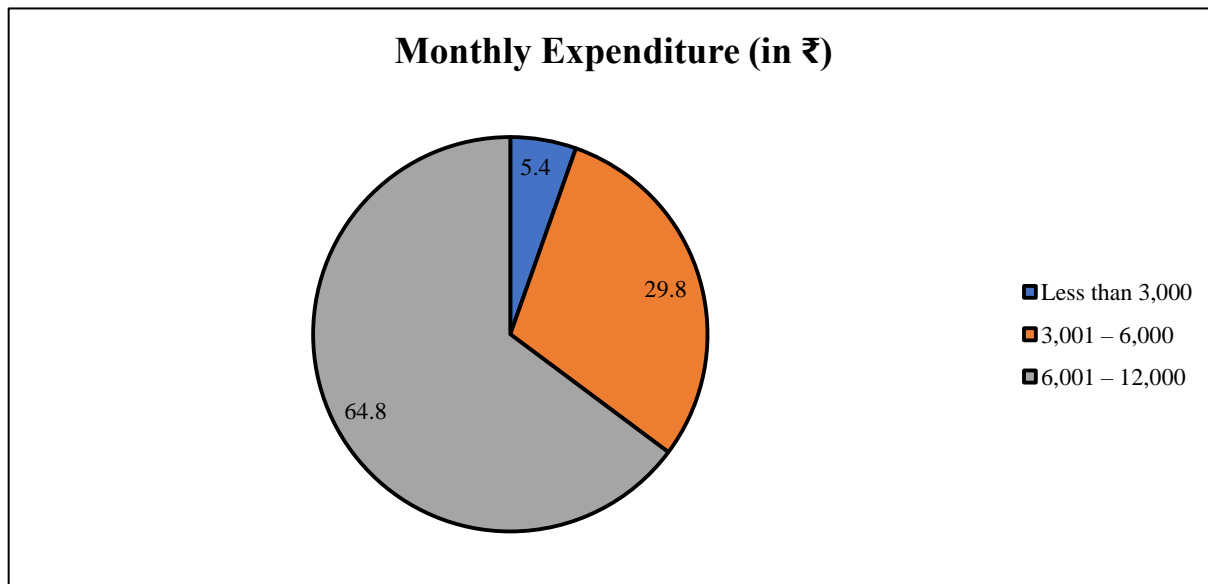
education because of economic constraints, which in turn limited their employment opportunities and reinforced the cycle of poverty.

Given their limited income, the slum dwellers of Sonipat City experience severe financial constraints. Their low and irregular earnings restrict their ability to meet even basic needs, leaving little or no scope for discretionary spending. Most households struggle to provide quality education and healthcare to their children, making them heavily dependent on government schools, hospitals, and welfare schemes. This emphasizes the urgent need for the government to strengthen these public institutions to promote inclusive and equitable development among urban poor communities.

Table 3: Expenditure-wise Distribution of Slum Households

Monthly Expenditure (in ₹)	Number of Respondents	Percentage
Less than 3,000	27	5.4
3,001 – 6,000	149	29.8
6,001 – 12,000	324	64.8
Total	500	100

Source: Prepared by research scholar, based on Primary Survey, 2025



Source: Based on table 3

Figure 2: Expenditure-wise Distribution of Slum Households

The data presented in Table 3 show that only 5.4 percent of respondents reported a monthly expenditure of less than ₹3,000, while nearly 30 percent spent between ₹3,001 and ₹6,000. The majority, about 65 percent, incurred monthly expenses ranging from ₹6,001 to ₹12,000, and none of the respondents reported expenditure exceeding this level. This clearly reflects the narrow income–expenditure balance among slum households, where the entirety of earnings is consumed in meeting daily necessities such as food, rent, utilities, and basic healthcare. Unlike middle-class urban families—who often spend more than ₹12,000 per month on items such as vehicle maintenance, electricity bills, or domestic help—the urban poor in slums struggle to stretch their limited income to cover essential expenses.

EARNING FAMILY MEMBERS

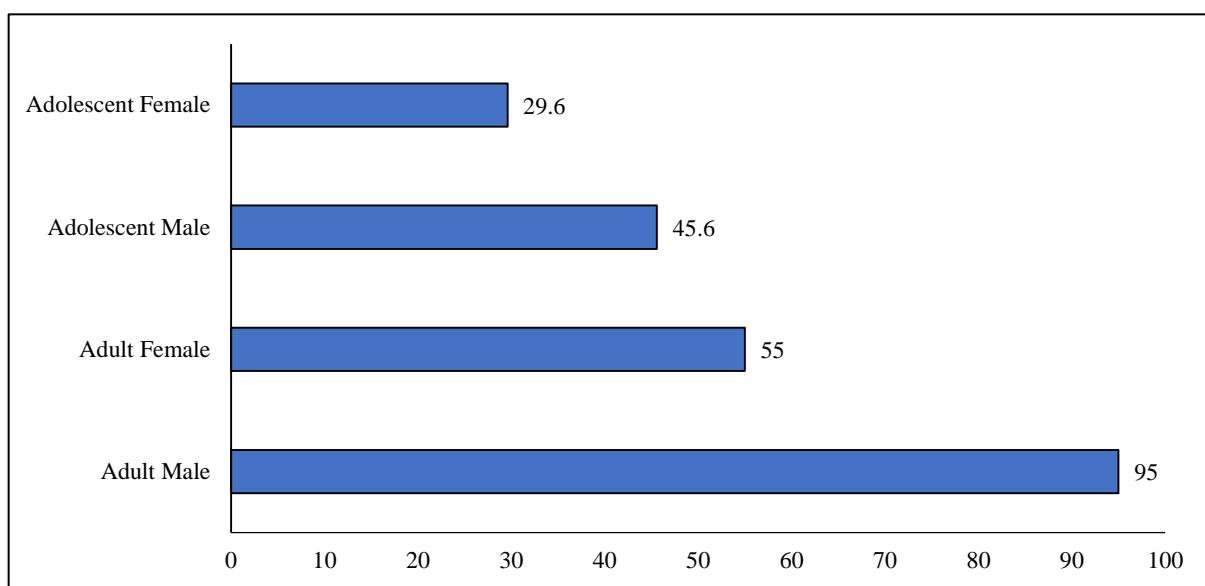
In well-to-do urban families, it is generally observed that adults engage in paid employment while children pursue education. However, this cultural pattern often breaks down under the pressure of poverty, particularly among families living in slum settlements. In the slum areas of Sonipat City, poverty compels many households to rely on the income of all able-bodied members, including children, to sustain their livelihood. Due to their hand-to-mouth existence, many families cannot afford to prioritize education. Children are often forced to leave school at an early age to contribute to the household income through unskilled or casual labor. Parents frequently perceive education as an unaffordable luxury rather than a means of future security. Several respondents expressed the belief that, even after obtaining formal education, their children are unlikely to secure well-paying jobs due to lack of social connections, political influence, and access to opportunities. The following table (Table 4) presents data on the number of earning members per household among respondents in the slum areas of Sonipat City.

Table 4: Distribution of Earning and Non-Earning Members by Age and Gender

Category	Earning Members (No.)	Percentage of Earners	Non-Earning Members (No.)	Total Members
Adult Male	475	95	25	500
Adult Female	275	55	225	500
Adolescent Male	228	45.6	272	500
Adolescent Female	148	29.6	352	500

Source: Prepared by research scholar, based on Primary Survey, 2025

The data presented in Table 4 reveal that almost all adult males (95 percent) are engaged in some form of income-generating activity, indicating their primary role as breadwinners in slum households. About 55 percent of adult females also contribute economically, reflecting their growing involvement in low-paid informal sector jobs such as domestic work, street vending, or casual labor.



Source: Based on table 4

Figure 3: Percentage of Earners in the Family

Participation in the workforce among adolescent males is notably high (46 percent), suggesting that many young boys are compelled to work to supplement household income, often at the cost of formal education. The participation rate of adolescent females, however, is considerably lower (30 percent), as they are typically engaged in household chores or sibling care rather than paid employment. It was observed during the field survey that women in these families were predominantly engaged in low-income occupations such as stitching, running small shops, working as domestic helpers, or participating in manual labor. These findings reflect the significant economic participation of women and adolescents in slum households, largely driven by financial necessity rather than choice, indicating the prevalence of economic compulsion and limited livelihood opportunities within the community.

NATURE AND TYPE OF OCCUPATION

In recent years, numerous engineering colleges, Industrial Training Institutes (ITIs), and skill development centres have been established with the objective of enhancing employment opportunities for economically weaker sections. However, despite these initiatives, a significant portion of the urban poor remains unemployed due to the lack of adequate skills, formal training, and access to vocational opportunities, particularly among the marginalized and slum-dwelling populations.

Table 5 presents data related to the nature of occupation among the respondents, highlighting the types of employment pursued by the slum dwellers in Sonipat City.

Table 5: Nature of Occupation

Nature of Occupation	No. of Respondents	Percentage
Skilled*	173	34.6
Unskilled**	327	65.4
Total	500	100

Source: Prepared by research scholar, based on Primary Survey, 2025

*Skilled occupations include plumbers, drivers, masons, mechanics, cooks, etc. Unskilled occupations include rag pickers, rickshaw pullers, domestic workers, and daily wage labourers.

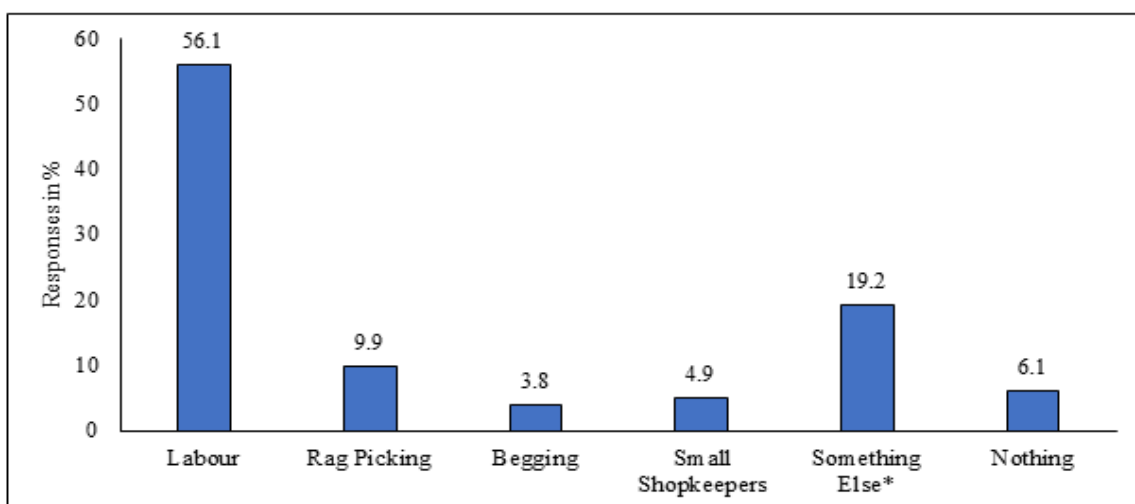
Table 5 presents the occupational pattern of respondents residing in the slums of Sonipat City. The data reveal that 34.6 percent of the respondents were engaged in skilled occupations such as plumbing, driving, masonry, mechanics, and cooking, whereas the remaining 65.4 percent were involved in unskilled forms of labour including rag picking, rickshaw pulling, domestic work, and daily wage labour. The field observations revealed that a substantial proportion of the working population, particularly the youth, lacked formal skills or vocational training, which significantly limited their earning potential. This economic hardship often led to domestic tensions and financial instability within families. In some households, it was observed that females were the primary earners, particularly when males were unemployed or irregular in their employment. Women frequently engaged in activities such as stitching, domestic work, or petty trade to support their households. In extreme cases, when income sources failed, families depended on occasional assistance from relatives or neighbours. These findings underline the vulnerable economic conditions and occupational insecurity faced by slum dwellers in Sonipat.

Most of the slum dwellers in Sonipat City are engaged in low-paying and unorganized occupations such as factory work, rag picking, small-scale vending, driving, hawking, and daily wage labour. These types of occupations provide limited and irregular income, which prevents families from improving their economic status and keeps them trapped in a persistent cycle of poverty. As noted earlier, the absence of formal education and professional training restricts their access to stable or better-paying jobs. Consequently, a majority of these individuals remain dependent on manual or unskilled labour that demands physical effort but offers little financial security or social mobility. This scenario reflects the structural inequalities and lack of livelihood opportunities prevalent among the urban poor in Sonipat.

Table 6: Type of Occupation

Type of Occupation	No. of Respondents	Percentage
Labour	281	56.1
Rag Picking	50	9.9
Begging	19	3.8
Small Shopkeepers	25	4.9
Something Else*	96	19.2
Nothing	29	6.1
Total	500	100

Source: Prepared by research scholar, based on Primary Survey, 2025



Source: Based on table 6

Figure 4: Type of Occupation

Table 6 illustrates the distribution of occupations among the respondents' families residing in the slums of Sonipat City. A majority, 56.1 percent, of the respondents were engaged in daily wage labour, reflecting their dependence on unskilled, irregular, and low-paying work. Around 9.9 percent were involved in rag picking, while 3.8 percent resorted to begging as a means of survival.

A smaller section, 4.9 percent, operated small shops or kiosks, often within or near the slum settlements. About 19.2 percent of the respondents were engaged in other occupations such as factory work, government service, or mechanical work, while 6.1 percent reported no stable occupation, indicating either unemployment or dependency on other earning members. The overall data reveal that most slum dwellers are confined to the informal sector, with limited opportunities for economic advancement. Their employment patterns are marked by instability, low wages, and absence of social security, which perpetuate their socio-economic vulnerability and hinder upward mobility. During the field survey, it was observed that a few individuals from these slum areas were employed in government sectors such as the Army and the Central Reserve Police Force (CRPF), which offered them some degree of economic stability. However, a large number of respondents continued their traditional family occupations, though with meager returns. Due to a lack of resources, many were compelled to seek daily wage work to sustain their livelihood. It was further noted that rag picking was primarily undertaken by migrant families who had relocated from other states, particularly West Bengal, in search of livelihood opportunities. This pattern highlights the marginalized economic position of slum dwellers in Sonipat, who remain trapped in insecure, low-paying occupations with minimal chances for upward mobility.

Satisfaction or Dissatisfaction from Occupation:

In the slums of Sonipat City, most respondents expressed a sense of dissatisfaction with their occupations, primarily due to low income, job insecurity, and the absence of alternative employment opportunities. Owing to their lack of education, technical skills, and professional training, these individuals are compelled to accept any form of work available to them—often under exploitative or unstable conditions.

For the majority of slum dwellers, the primary concern is basic survival rather than occupational satisfaction. Their engagement in irregular and low-paying jobs leaves little room for career progression or personal development. Despite their dissatisfaction, most continue in the same line of work because unemployment rates are already high, and the fear of losing even a minimal source of income outweighs their desire for change.

This situation reflects a broader structural issue where the urban poor are confined to informal and low-wage sectors, lacking both access to training programs and pathways to economic mobility.

Table 7: Satisfaction/Dissatisfaction with Occupation

Satisfaction / Dissatisfaction with Occupation	No. of Respondents	Percent
Satisfied	74	14.8
Not Satisfied	426	85.2
Total	500	100

Source: Prepared by research scholar, based on Primary Survey, 2025

Table 7 presents the level of satisfaction of respondents with their occupations in the slums of Sonipat City. The data show that only 14.8 percent of the respondents were satisfied with their present occupation, while a significant 85.2 percent expressed dissatisfaction, stating that they continued in their current jobs due to a lack of alternative employment opportunities. During field observations, it was noted that many respondents appeared disheartened and frustrated with their work conditions. Although several expressed a desire to change their occupation, they had gradually accepted their economic hardships as part of life. A few respondents mentioned working in seasonal or temporary jobs, shifting between different forms of employment depending on availability.

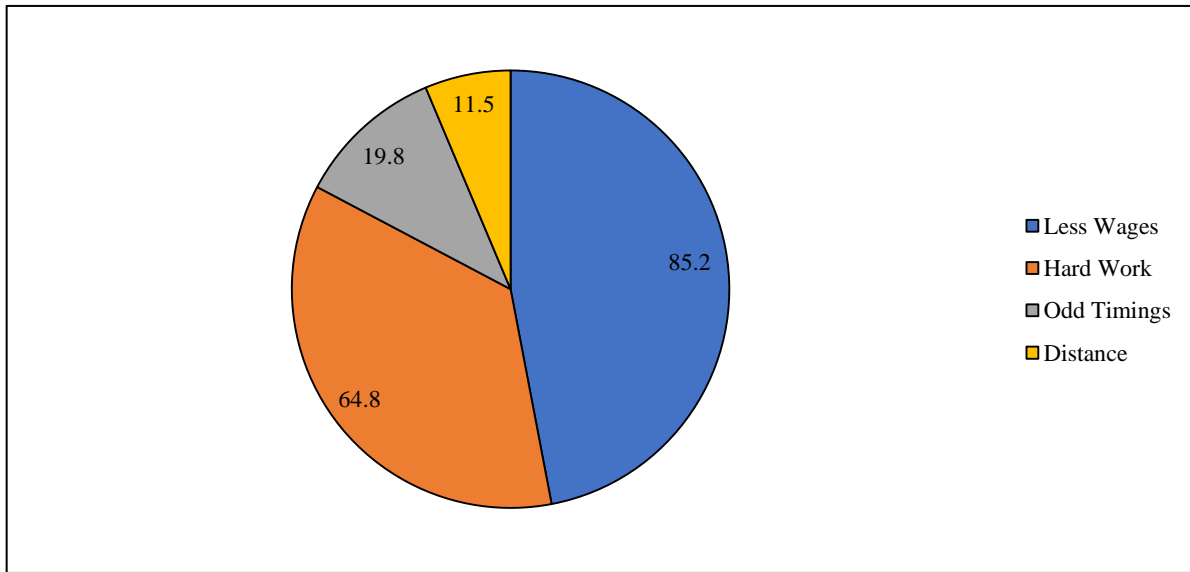
The dissatisfaction among respondents stemmed from multiple factors, including low and irregular wages, physically demanding work, long and odd working hours, and the distant location of workplaces. These factors collectively contribute to a sense of helplessness and stagnation, reflecting the broader socio-economic challenges faced by the slum dwellers of Sonipat.

Table 8: Reason for Dissatisfaction with Occupation

Reason for Dissatisfaction	No. of Respondents*	Percentage
Less Wages	426	85.2
Hard Work	324	64.8
Odd Timings	99	19.8

Distance	58	11.5
----------	----	------

Source: Prepared by research scholar, based on Primary Survey, 2025



Source: Based on table 8

Figure 5: Reason for Dissatisfaction with Occupation

Table 8 highlights the main reasons behind the dissatisfaction of respondents with their occupations in the slums of Sonipat City. A large majority, 85.2 percent, of the respondents expressed discontent due to low wages, which fail to meet even the basic household requirements. About 64.8 percent reported dissatisfaction owing to physically demanding work, while 19.8 percent were unhappy with the odd and irregular working hours. Additionally, 11.5 percent of the respondents found their occupation unsatisfactory due to the long distance between their workplace and residence. The findings indicate that poverty and lack of job alternatives force slum dwellers to continue working under unfavourable conditions. Most of them are employed in the unorganized sector, where there are no formal labour protections or stable wages, allowing employers to exploit workers through low pay, excessive workload, and inconvenient schedules. Consequently, despite their dissatisfaction, these individuals are compelled to remain in such occupations for survival, reinforcing the cycle of economic vulnerability among the urban poor in Sonipat.

Career Opportunities:

Examining the career profile of slum dwellers reveals a bleak picture. A considerable number of individuals do not have regular or year-round employment. Many depend on daily wage labour and earn only on the days they find work. Occupations such as taxi driving, construction labour, or traditional craftsmanship are highly uncertain and often dependent on seasonal demand or resource availability.

Several respondents reported losing jobs due to the inability to afford essential tools or machinery. Others had been engaged in traditional family occupations that have now lost relevance in both urban and rural contexts. Consequently, they earn meagre wages, forcing many to pass their time idly—engaging in activities like gambling or alcohol consumption. Some respondents were even reported to borrow money from others, spending it irresponsibly, further exacerbating their poverty and limiting their family’s prospects. Table 9 presents data on the respondents’ employment duration during the previous year.

Table 9: Previous Year Job Period

Working Period (in Months)	No. of Respondents	Percent
Less than 6 Months	149	29.7
6–8 Months	96	19.1
8–10 Months	157	31.4
10–12 Months	98	19.8
Total	500	100.0

Source: Prepared by research scholar, based on Primary Survey, 2025

The data indicates that 29.7 percent of respondents were employed for less than six months in the previous year, while 19.1 percent worked between six to eight months. About 31.4 percent had employment for eight to ten months, and

only 19.8 percent worked continuously for ten to twelve months. Clearly, nearly 80 percent of the respondents did not have work throughout the year, contributing significantly to the persistent poverty in slum areas (Bhasin, 2001). This situation underscores the urgent need for state intervention to facilitate the integration of these unorganized workers into the formal sector. Sustainable livelihood programs, vocational training, and employment security are essential for improving their socio-economic conditions.

Opinion about Improving Livelihood Opportunities:

Recognizing that the success of any welfare policy depends largely on the active participation of beneficiaries, respondents were asked to suggest ways of improving their livelihood opportunities. Their responses are summarized in Table 10.

Table 10: Opinion about Improving Livelihood Opportunities

Ways to Improve Livelihood Opportunities	No. of Respondents	Percent
Learning Skills	99	19.8
Government Can Help	376	75.3
Government Job	25	4.9
Total	500	100

Source: Prepared by research scholar, based on Primary Survey, 2025

The table shows that 19.8 percent of respondents believed that skill development could improve their livelihood, while a significant 75.3 percent emphasized that government intervention is crucial. Only 4.9 percent believed that obtaining a government job could enhance their livelihood. During the survey, a general sentiment prevailed among respondents in favour of government employment. Many expressed willingness to accept any available government job, even if it required paying a bribe. This highlights both the aspiration for job security and the deep-rooted mistrust in fair recruitment systems among the urban poor.

Choice Regarding Job/Work:

Respondents were also asked about their preferred occupation if they were free to choose without any restrictions. This question aimed to explore their aspirations and ideal career choices beyond the limitations of their present socio-economic conditions. Interestingly, their responses corresponded closely with the occupations they wished for their children. The details are presented in Table 11.

Table 11: Choice Regarding Job/Work

Choice of Job/Work	No. of Respondents	Percentage
Businessman	124	24.7
Doctor	25	4.9
Political Leader	49	9.9
Teacher	201	40.2
Something Else*	101	20.3
Total	500	100

Source: Prepared by research scholar, based on Primary Survey, 2025

*Includes professions such as armed forces, actor, pilot, etc.

Table 11 reveals that 24.7 percent of respondents aspired to become businessmen, while 4.9 percent expressed the desire to become doctors. About 9.9 percent wished to pursue a political career, and a substantial 40.2 percent aspired to become teachers. The remaining 20.3 percent mentioned other professions such as police officers, army personnel, or pilots.

The preference for the teaching profession was particularly noteworthy. Many respondents believed that teachers enjoy a respectable position in society, are well-regarded by others, and lead an ideal and stable life. This finding reflects a cultural inclination towards professions associated with social prestige, security, and moral standing.

CONCLUSION

In conclusion, this study illuminates the harsh realities faced by slum dwellers in Sonipat City, highlighting the multifaceted dimensions of poverty that perpetuate their socio-economic struggles. The findings demonstrate that a significant proportion of slum residents belong to marginalized communities, with a notable reliance on unskilled labor and limited income opportunities. The data illustrates persistent issues such as inadequate education, low earnings, and restricted access to essential services, all of which contribute to a cycle of poverty that is difficult to escape. Despite

these challenges, the resilience of the slum communities shines through their strong social networks and aspirations for better futures, particularly through the education of their children. This resilience, however, underscores the pressing need for targeted policy interventions that address structural inequities. Effective solutions must encompass skill development programs, affordable housing initiatives, educational access, and gender empowerment to facilitate meaningful improvements in the quality of life for slum residents. In light of the urgent need for comprehensive urban planning and welfare policies, it is critical for government authorities and various stakeholders to adopt a multidimensional approach. By engaging with slum populations and empowering them through sustainable livelihood opportunities, cities like Sonipat can work towards breaking the cycle of poverty and ensuring that all residents can participate fully in urban life. Ultimately, addressing these issues is not only a matter of social justice but also vital for fostering inclusive and sustainable urban development.

REFERENCES

- [1] Bhagat, R. B. (2017). *Migration, gender and right to the city*. Economic and Political Weekly, 52(32), 35–40.
- [2] Census of India. (2011). *Primary Census Abstract*. Office of the Registrar General & Census Commissioner, India.
- [3] Desai, S., & Dubey, A. (2012). *Caste in 21st century India: Competing narratives*. Economic and Political Weekly, 46(11), 40–49.
- [4] Kundu, A. (2011). *Politics and economics of urban growth*. Economic and Political Weekly, 46(20), 10–12.
- [5] UN-Habitat. (2003). *The challenge of slums: Global report on human settlements 2003*. United Nations Human Settlements Programme.
- [6] UN-Habitat. (2016). *World cities report 2016: Urbanization and development – Emerging futures*. United Nations Human Settlements Programme.
- [7] UN-Habitat. (2020). *World cities report 2020: The value of sustainable urbanization*. United Nations Human Settlements Programme.
- [8] World Bank. (2020). *Upgrading urban slums: A guide for practitioners*. World Bank Publications.